

Signify Classified - Internal
Cooper Lighting Solutions Photometric Lab
1121 Highway 74 South
Peachtree City, GA 30269



Scaled data based on original data using
LM-79-08 Approved Method: Electrical and Photometric Measurements of Solid-
State Lighting Products

Test Report Prepared for
Cooper Lighting Solutions
(formerly Eaton)

Brand: McGRAW-EDISON

Report Number: P832569

Luminaire Tested: **TTN-D1-740-U-WQ-CG**

Issue Date: 5/14/2024

Test Information

Test Method: LM-79-08
Report Number: P832569
TEST IS SCALED FROM IESNA LM-79-08 TEST DATA (G2-2312-254-12)
Test Lab: INNOVATION CENTER
Issue Date: 5/14/2024
Manufacturer: COOPER LIGHTING SOLUTIONS (FORMERLY EATON)
Product Line: MCGRAW-EDISON
Catalog Number: TTN-D1-740-U-WQ-CG
Description: TOPTIER NANO LED PARKING GARAGE LUMINAIRE
4000K, 70 CRI LEDS AND WIDE DISTRIBUTION WITH CLEAR GLASS
Light Source: -
Ballast/Driver: -

Summary

Lumens per Lamp: N/A
Luminaire Lumens: 3192 lumens
Efficiency: N/A
Efficacy: 120.9 lumens/watt
Luminous Opening: Circular (Dia: 0.71' x H: 0')
IES Classification: Type V - Short
BUG Rating: B2 - U0 - G1

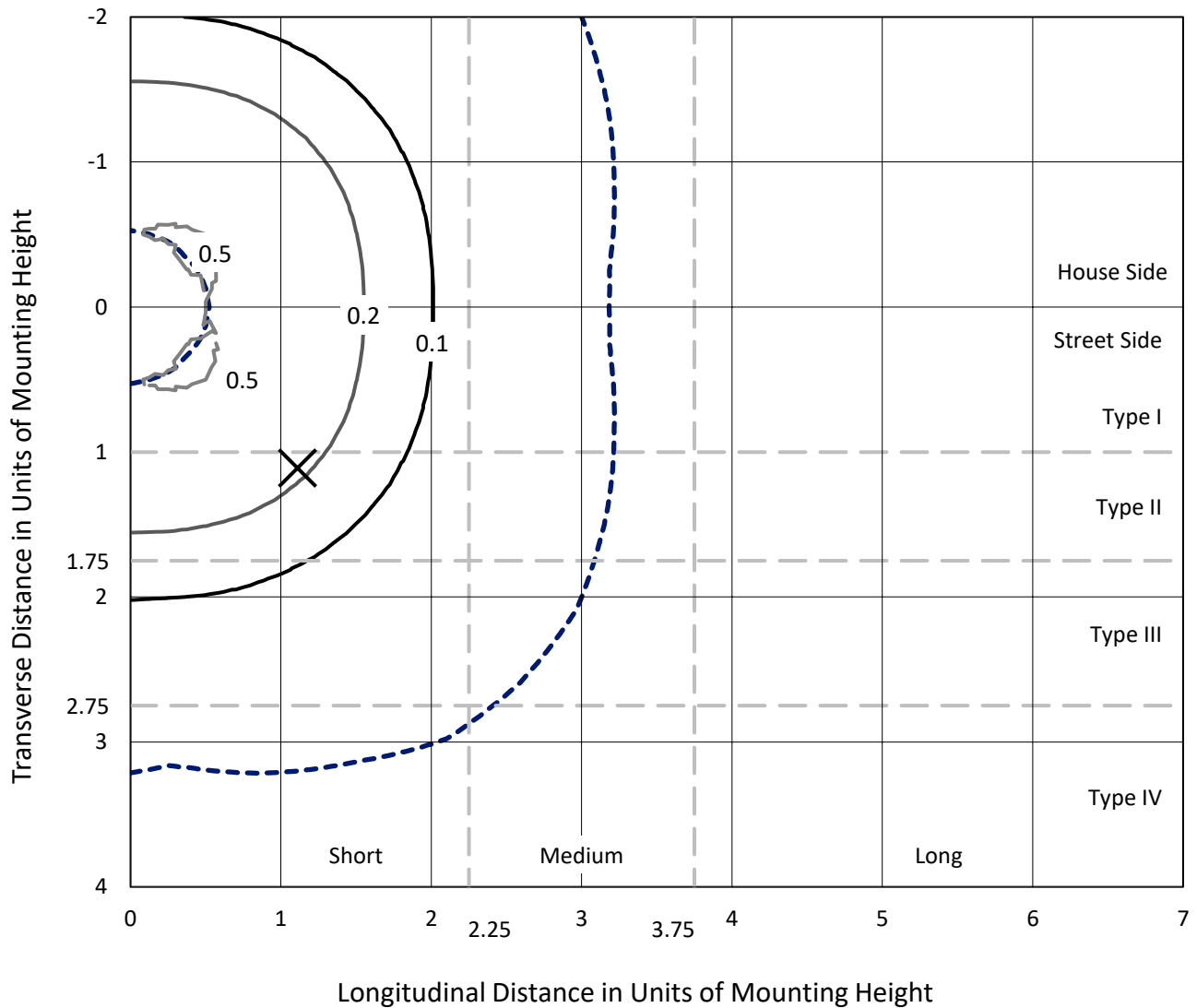
Input Watts (W): 26.4
Input Voltage (V): NR
Input Current (Ain): NR
Voltage Rise (V): NR
Power Factor: NR
Total Harmonic Distortion (THDi): NR
Frequency (hertz): 60
Stabilization Time: NR
Operation Time: NR
Ambient Temperature (°C): NR
Test Distance: 24 FT



REPORT NUMBER: P832569
 CATALOG NUMBER: TTN-D1-740-U-WQ-CG

Iso-Footcandle Lines of Horizontal Illumination

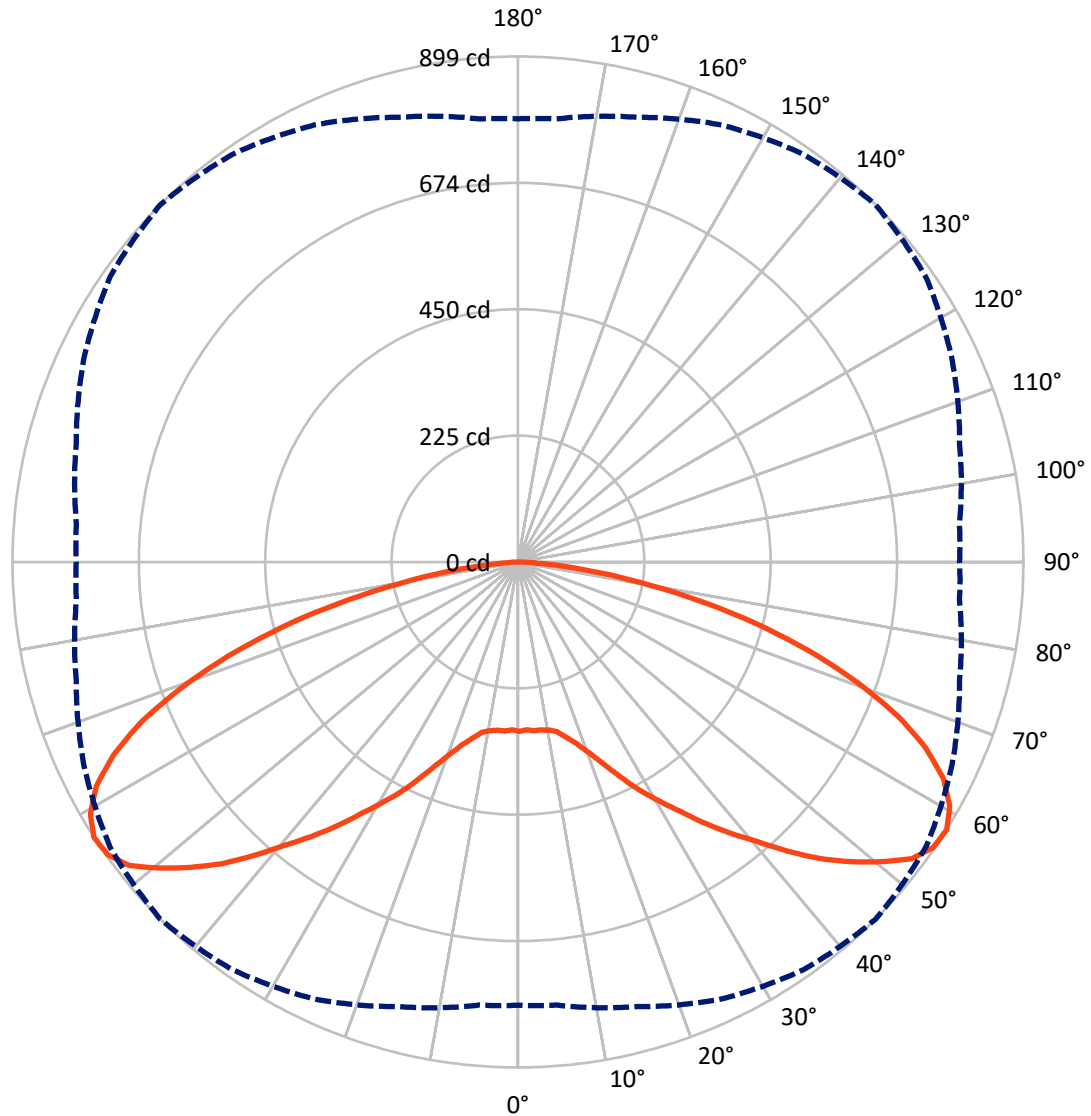
✕ Max cd
 - - - 1/2 Max cd



Based on 25 foot mounting height. Maximum calculated value = 0.5 fc
 Type V - Short - N/A

REPORT NUMBER: P832569
CATALOG NUMBER: TTN-D1-740-U-WQ-CG

Luminous Intensity Polar Plot



— Vertical Plane Through 45-Deg Lateral - - - Horizontal Cone Through 57.5-Deg Vertical

REPORT NUMBER: P832569
 CATALOG NUMBER: TTN-D1-740-U-WQ-CG

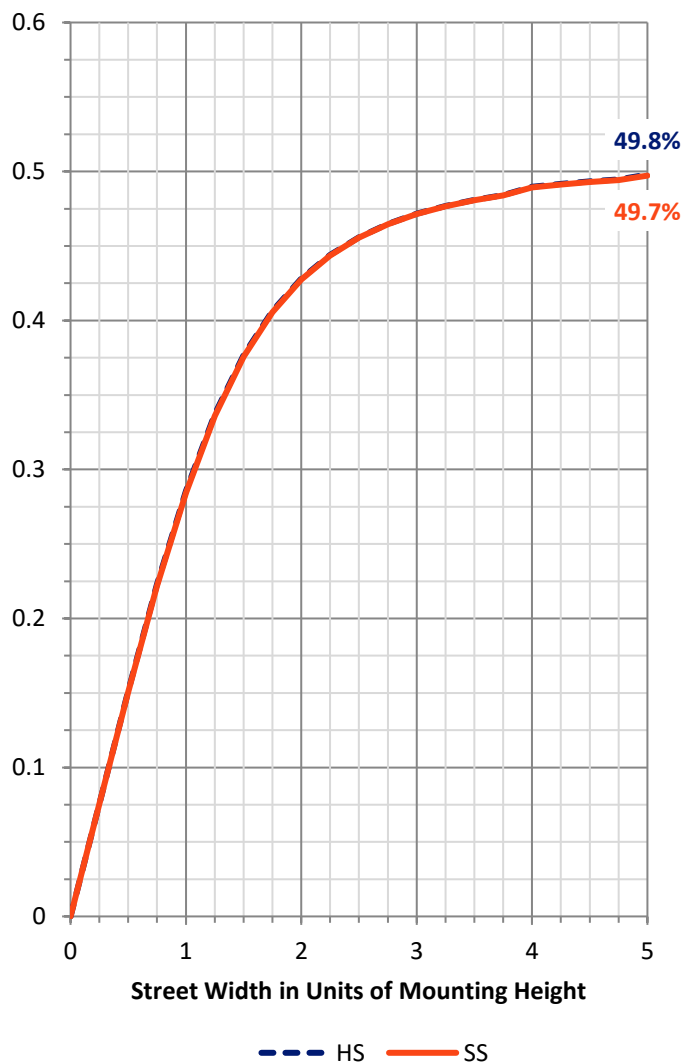
FLUX DISTRIBUTION:

		Downward	Upward	Total
House Side	Lumens	1596.0	0.0	1596.0
	% Fixture	50.0	0.0	50.0
Street Side	Lumens	1596.0	0.0	1596.0
	% Fixture	50.0	0.0	50.0
Total	Lumens	3192.0	0.0	3192.0
	% Fixture	100.0	0.0	100.0

ZONAL LUMENS:

Zone	Lumens	% Fixture
0°-10°	28.8	0.9
10°-20°	93.0	2.9
20°-30°	195.6	6.1
30°-40°	352.6	11.0
40°-50°	560.6	17.6
50°-60°	747.9	23.4
60°-70°	722.6	22.6
70°-80°	418.7	13.1
80°-90°	72.2	2.3
90°-100°	0.0	0.0
100°-110°	0.0	0.0
110°-120°	0.0	0.0
120°-130°	0.0	0.0
130°-140°	0.0	0.0
140°-150°	0.0	0.0
150°-160°	0.0	0.0
160°-170°	0.0	0.0
170°-180°	0.0	0.0
0°-90°	3192.0	100.0
0°-180°	3192.0	100.0

Coefficient of Utilization



REPORT NUMBER: P832569

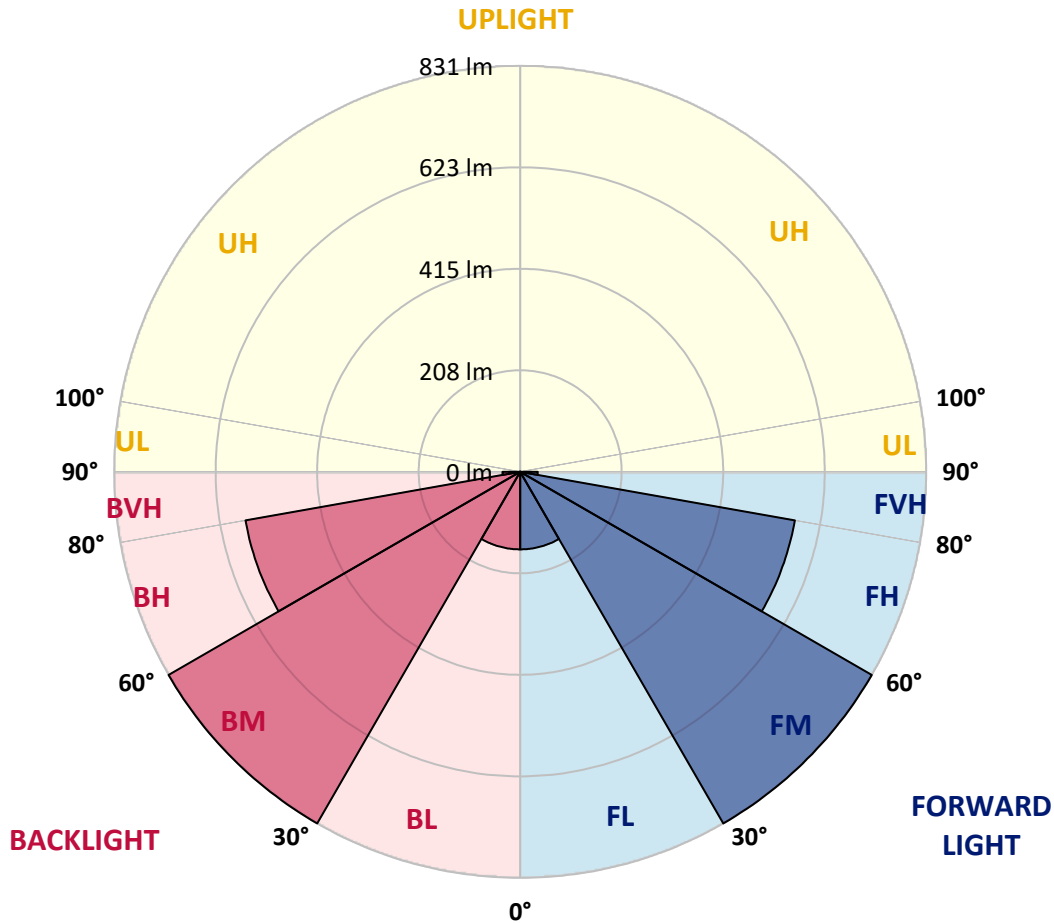
CATALOG NUMBER: TTN-D1-740-U-WQ-CG

LUMINAIRE CLASSIFICATION SYSTEM LUMEN TABLE AND BUG RATING:

Zone	Lumens	% Fixture	Zone Rating/Lumen Limit		
			B	U	G
FL (0°-30°)	158.7	5.0			
FM (30°-60°)	830.6	26.0			
FH (60°-80°)	570.7	17.9			G0/660
FVH (80°-90°)	36.1	1.1			G1/100
BL (0°-30°)	158.7	5.0	B1/500		
BM (30°-60°)	830.6	26.0	B1/1000		
BH (60°-80°)	570.7	17.9	B2/1000		G0/660
BVH (80°-90°)	36.1	1.1			G1/100
UL (90°-100°)	0.0	0.0		U0/0	
UH (100°-180°)	0.0	0.0		U0/0	

BUG Rating: B2-U0-G1

Type V Short





REPORT NUMBER: P832569
 CATALOG NUMBER: TTN-D1-740-U-WQ-CG

CANDELA DISTRIBUTION (FULL):

	0°	5°	15°	25°	35°	45°	55°	65°	75°	85°	90°
0°	301.5	301.5	301.5	301.5	301.5	301.5	301.5	301.5	301.5	301.5	301.5
2.5°	298.8	298.8	298.8	298.8	298.8	298.8	298.8	298.8	298.8	298.8	298.8
5°	301.5	301.5	301.5	301.5	301.5	301.5	301.5	301.5	301.5	301.5	301.5
7.5°	298.8	298.8	301.5	301.5	301.5	301.5	301.5	301.5	301.5	298.8	298.8
10°	301.5	301.5	301.5	304.3	304.3	304.3	304.3	304.3	301.5	301.5	301.5
12.5°	307.1	307.1	309.8	309.8	309.8	309.8	309.8	309.8	309.8	307.1	307.1
15°	320.9	320.9	320.9	323.7	323.7	323.7	323.7	323.7	320.9	320.9	320.9
17.5°	334.7	334.7	337.5	337.5	340.3	340.3	340.3	337.5	337.5	337.5	337.5
20°	354.1	354.1	356.9	356.9	359.6	362.4	362.4	359.6	356.9	356.9	356.9
22.5°	379.0	381.8	381.8	381.8	384.5	390.1	387.3	384.5	381.8	381.8	381.8
25°	409.4	412.2	415.0	415.0	417.7	423.3	423.3	415.0	415.0	415.0	415.0
27.5°	445.4	448.2	450.9	450.9	453.7	459.2	456.5	450.9	450.9	448.2	448.2
30°	478.6	481.4	484.1	486.9	489.7	492.4	492.4	486.9	484.1	481.4	478.6
32.5°	511.8	511.8	517.3	522.9	528.4	528.4	531.2	522.9	517.3	511.8	509.0
35°	545.0	547.8	550.5	558.8	567.1	569.9	567.1	558.8	550.5	545.0	545.0
37.5°	580.9	583.7	586.5	597.5	605.8	611.4	605.8	597.5	586.5	580.9	578.2
40°	619.7	622.4	625.2	639.0	647.3	652.9	644.6	636.3	625.2	619.7	616.9
42.5°	655.6	661.2	666.7	683.3	697.1	702.7	694.4	680.5	669.5	655.6	652.9
45°	699.9	705.4	713.7	730.3	744.2	752.5	741.4	727.6	711.0	699.9	697.1
47.5°	735.9	741.4	749.7	771.8	791.2	796.7	785.7	769.1	746.9	733.1	730.3
50°	763.5	769.1	785.7	810.6	832.7	838.2	827.2	805.0	780.1	760.8	758.0
52.5°	785.7	791.2	810.6	843.8	868.7	877.0	863.1	838.2	805.0	782.9	780.1
55°	796.7	799.5	824.4	860.4	885.3	896.3	882.5	854.8	818.9	794.0	791.2
57.5°	788.4	791.2	818.9	857.6	885.3	899.1	885.3	852.1	813.3	788.4	785.7
60°	771.8	771.8	796.7	841.0	874.2	882.5	868.7	835.5	794.0	769.1	766.3
62.5°	741.4	738.6	769.1	807.8	841.0	849.3	838.2	805.0	763.5	738.6	735.9
65°	683.3	677.8	722.0	758.0	788.4	796.7	788.4	758.0	719.3	680.5	675.0
67.5°	614.1	605.8	647.3	688.8	716.5	727.6	716.5	691.6	647.3	608.6	605.8
70°	542.2	533.9	567.1	603.1	633.5	639.0	628.0	603.1	561.6	536.7	536.7
72.5°	456.5	448.2	478.6	506.3	536.7	542.2	531.2	509.0	478.6	453.7	450.9
75°	362.4	354.1	381.8	403.9	434.3	437.1	431.6	406.7	381.8	356.9	356.9
77.5°	268.3	260.0	282.2	301.5	326.4	326.4	323.7	304.3	282.2	265.6	265.6
80°	177.1	171.5	190.9	199.2	221.3	221.3	218.5	204.7	188.1	177.1	174.3
82.5°	99.6	94.1	110.7	113.4	130.0	130.0	127.3	116.2	105.1	96.8	96.8
85°	38.7	33.2	44.3	47.0	55.3	55.3	52.6	49.8	41.5	36.0	36.0
87.5°	2.8	2.8	5.5	5.5	8.3	8.3	8.3	5.5	5.5	2.8	2.8
90°	0.0	0.0	0.0	0.0	0.0	0.0	0.0	0.0	0.0	0.0	0.0

Cooper Lighting Solutions Photometric Lab
1121 Highway 74 South
Peachtree City, GA 30269



LM-79-2019: Approved Method: Electrical and Photometric Measurements of Solid-State Lighting Products

Report Prepared for

Cooper Lighting Solutions

MCGRAW EDISON

Report Number: SP1-2411-284-2

Test Date: 11/20/2024

Luminaire Tested: TTN-D0-740-U-WQ

Data in this report applies to TT and TTN families of products

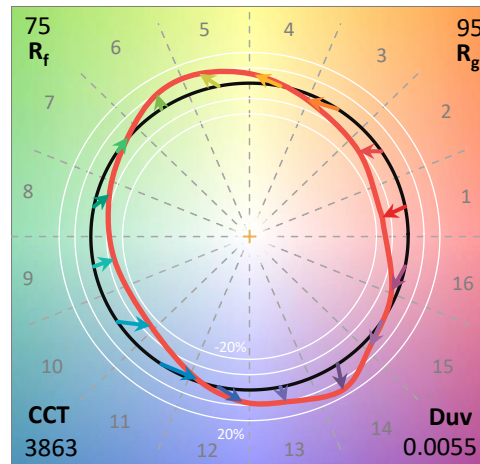
Test Information

Test Method: LM-79-2019
 Report Number: SP1-2411-284-2
 Test Lab: COOPER LIGHTING SOLUTIONS
 Photometer: SP1 - 76IN SPHERE
 Measurement Geometry: 4π
 Issue Date: 11/20/2024
 Manufacturer: COOPER LIGHTING SOLUTIONS
 Product Line: MCGRAW EDISON
 Catalog Number: **TTN-D0-740-U-WQ**
 Description: TOPTIER NANO LED PARKING GARAGE LUMINAIRE. 4000K, 70 CRI LEDS AND WIDE DISTRIBUTION

Spectral Parameters

CCT (K): 3863
 CIE u': 0.2247
 CIE v': 0.5111
 Duv: 0.0055
 CIE x: 0.3911
 CIE y: 0.3954
 CIE z: 0.2136
 Peak Wavelength (nm): 448
 Dominant Wavelength (nm): 577
 Purity: 36.03443
 Rf: 74.7
 Rg: 95.4

CRI (Ra):	71.9		
R1:	69.4	R9:	-23.5
R2:	76.9	R10:	45.4
R3:	83.3	R11:	68.7
R4:	72.7	R12:	38.7
R5:	68.4	R13:	70.0
R6:	67.5	R14:	90.3
R7:	82.0	R15:	62.1
R8:	55.3		



Test Conditions

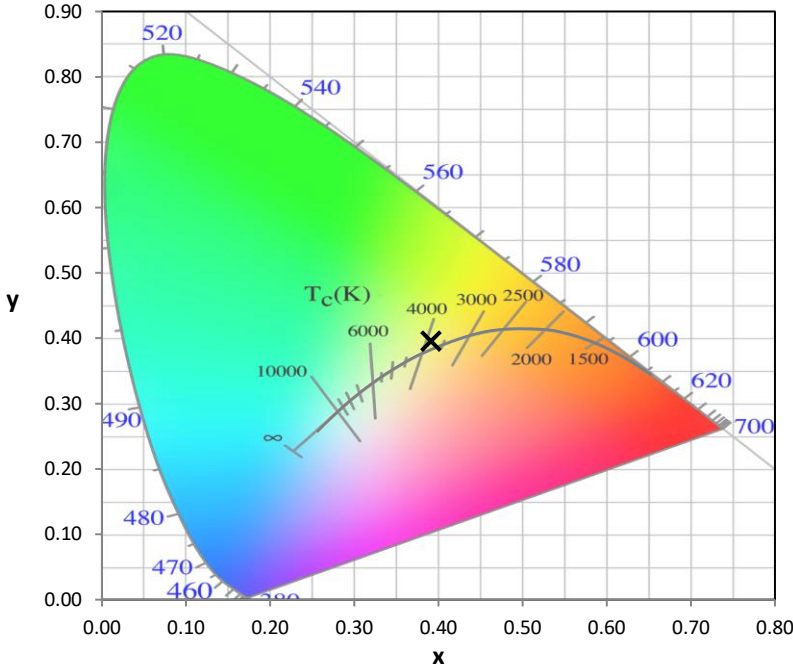
Stabilization Time: 37M
 Operation Time: 1H 37M
 Sphere Temperature (°C): 25.0

REPORT NUMBER: SP1-2411-284-2

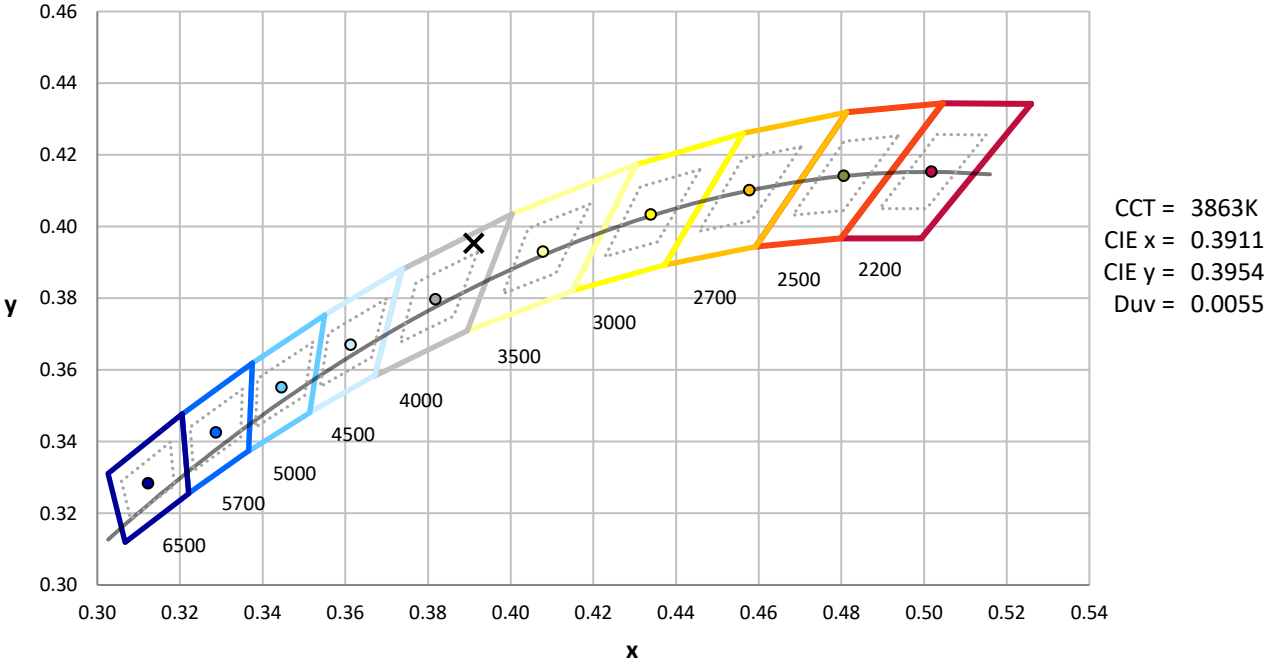
Measurement and Test Equipment			
Instrument	Identification Number	Calibration Date	Calibration Due Date
Photometer	IN0058	6/18/2024	12/18/2024
Power Meter	INXT2011004	2/8/2024	2/8/2025
AC Power Source	IN0063	10/22/2024	10/22/2025
DC Power Source	IN0208	10/22/2024	10/22/2025
Sphere Thermometer	IN0085	10/22/2024	10/22/2025
Room Thermometer	IN0046	10/22/2024	10/22/2025

REPORT NUMBER: SP1-2411-284-2

CIE 1931 Chromaticity Diagram



CIE 1931 Chromaticity Diagram with 2017 ANSI 7-Step and 4-Step Quadrangles



Point lies inside the ANSI 4000K 7-step quadrangle

REPORT NUMBER: SP1-2411-284-2

Photopic Flux vs. Wavelength



Photopic Lumens: NR

λ (nm)	Power W [^] /nm	Lumens (φ/nm)	λ (nm)	Power W [^] /nm	Lumens (φ/nm)	λ (nm)	Power W [^] /nm	Lumens (φ/nm)	λ (nm)	Power W [^] /nm	Lumens (φ/nm)	λ (nm)	Power W [^] /nm	Lumens (φ/nm)
360	0	NR	490	118	NR	620	730	NR	750	25	NR	880	1	NR
365	0	NR	495	170	NR	625	680	NR	755	22	NR	885	0	NR
370	0	NR	500	245	NR	630	630	NR	760	19	NR	890	0	NR
375	0	NR	505	338	NR	635	579	NR	765	17	NR	895	0	NR
380	0	NR	510	431	NR	640	529	NR	770	14	NR	900	0	NR
385	0	NR	515	521	NR	645	477	NR	775	13	NR	905	0	NR
390	1	NR	520	596	NR	650	429	NR	780	11	NR	910	0	NR
395	3	NR	525	655	NR	655	383	NR	785	9	NR	915	0	NR
400	6	NR	530	701	NR	660	338	NR	790	8	NR	920	0	NR
405	9	NR	535	739	NR	665	298	NR	795	7	NR	925	0	NR
410	16	NR	540	766	NR	670	261	NR	800	6	NR	930	0	NR
415	32	NR	545	791	NR	675	228	NR	805	5	NR	935	0	NR
420	65	NR	550	813	NR	680	200	NR	810	5	NR	940	0	NR
425	131	NR	555	833	NR	685	173	NR	815	4	NR	945	0	NR
430	245	NR	560	852	NR	690	151	NR	820	3	NR	950	0	NR
435	432	NR	565	870	NR	695	130	NR	825	3	NR	955	0	NR
440	622	NR	570	885	NR	700	112	NR	830	3	NR	960	0	NR
445	870	NR	575	900	NR	705	97	NR	835	2	NR	965	0	NR
450	969	NR	580	911	NR	710	83	NR	840	2	NR	970	0	NR
455	544	NR	585	916	NR	715	71	NR	845	2	NR	975	0	NR
460	304	NR	590	912	NR	720	60	NR	850	1	NR	980	0	NR
465	231	NR	595	901	NR	725	51	NR	855	1	NR	985	0	NR
470	142	NR	600	882	NR	730	43	NR	860	1	NR	990	0	NR
475	96	NR	605	855	NR	735	37	NR	865	1	NR	995	0	NR
480	92	NR	610	820	NR	740	32	NR	870	1	NR	1000	0	NR
485	96	NR	615	776	NR	745	29	NR	875	1	NR			

REPORT NUMBER: SP1-2411-284-2

Scotopic Flux vs. Wavelength



Scotopic Lumens: NR

S/P: 1.45

λ (nm)	Power W [^] /nm	Lumens (φ/nm)	λ (nm)	Power W [^] /nm	Lumens (φ/nm)	λ (nm)	Power W [^] /nm	Lumens (φ/nm)	λ (nm)	Power W [^] /nm	Lumens (φ/nm)	λ (nm)	Power W [^] /nm	Lumens (φ/nm)
360	0	NR	490	118	NR	620	730	NR	750	25	NR	880	1	NR
365	0	NR	495	170	NR	625	680	NR	755	22	NR	885	0	NR
370	0	NR	500	245	NR	630	630	NR	760	19	NR	890	0	NR
375	0	NR	505	338	NR	635	579	NR	765	17	NR	895	0	NR
380	0	NR	510	431	NR	640	529	NR	770	14	NR	900	0	NR
385	0	NR	515	521	NR	645	477	NR	775	13	NR	905	0	NR
390	1	NR	520	596	NR	650	429	NR	780	11	NR	910	0	NR
395	3	NR	525	655	NR	655	383	NR	785	9	NR	915	0	NR
400	6	NR	530	701	NR	660	338	NR	790	8	NR	920	0	NR
405	9	NR	535	739	NR	665	298	NR	795	7	NR	925	0	NR
410	16	NR	540	766	NR	670	261	NR	800	6	NR	930	0	NR
415	32	NR	545	791	NR	675	228	NR	805	5	NR	935	0	NR
420	65	NR	550	813	NR	680	200	NR	810	5	NR	940	0	NR
425	131	NR	555	833	NR	685	173	NR	815	4	NR	945	0	NR
430	245	NR	560	852	NR	690	151	NR	820	3	NR	950	0	NR
435	432	NR	565	870	NR	695	130	NR	825	3	NR	955	0	NR
440	622	NR	570	885	NR	700	112	NR	830	3	NR	960	0	NR
445	870	NR	575	900	NR	705	97	NR	835	2	NR	965	0	NR
450	969	NR	580	911	NR	710	83	NR	840	2	NR	970	0	NR
455	544	NR	585	916	NR	715	71	NR	845	2	NR	975	0	NR
460	304	NR	590	912	NR	720	60	NR	850	1	NR	980	0	NR
465	231	NR	595	901	NR	725	51	NR	855	1	NR	985	0	NR
470	142	NR	600	882	NR	730	43	NR	860	1	NR	990	0	NR
475	96	NR	605	855	NR	735	37	NR	865	1	NR	995	0	NR
480	92	NR	610	820	NR	740	32	NR	870	1	NR	1000	0	NR
485	96	NR	615	776	NR	745	29	NR	875	1	NR			

REPORT NUMBER: SP1-2411-284-2

Melanopic Flux vs. Wavelength



Melanopic Lumens: NR

M/P: 2.72

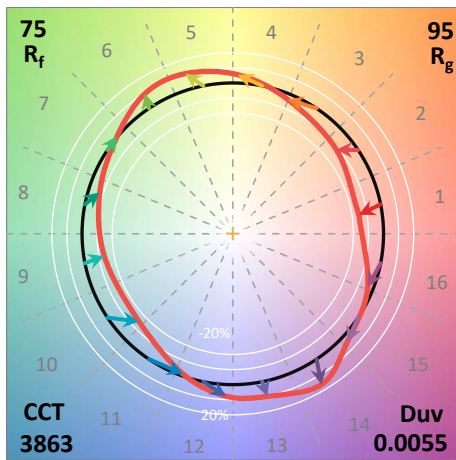
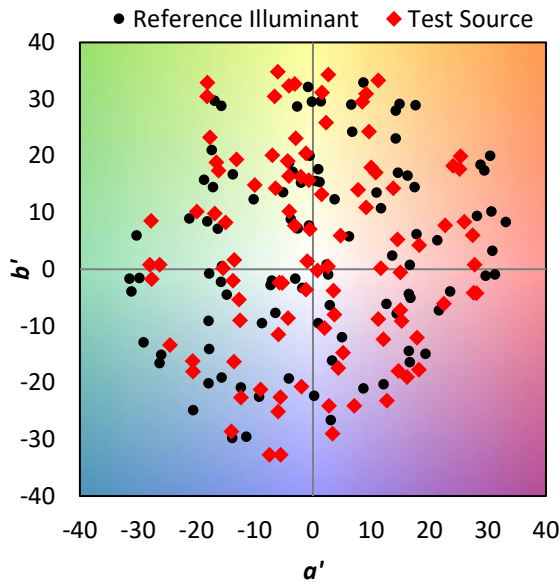
λ (nm)	Power W [^] /nm	Lumens (φ/nm)	λ (nm)	Power W [^] /nm	Lumens (φ/nm)	λ (nm)	Power W [^] /nm	Lumens (φ/nm)	λ (nm)	Power W [^] /nm	Lumens (φ/nm)	λ (nm)	Power W [^] /nm	Lumens (φ/nm)
360	0	NR	490	118	NR	620	730	NR	750	25	NR	880	1	NR
365	0	NR	495	170	NR	625	680	NR	755	22	NR	885	0	NR
370	0	NR	500	245	NR	630	630	NR	760	19	NR	890	0	NR
375	0	NR	505	338	NR	635	579	NR	765	17	NR	895	0	NR
380	0	NR	510	431	NR	640	529	NR	770	14	NR	900	0	NR
385	0	NR	515	521	NR	645	477	NR	775	13	NR	905	0	NR
390	1	NR	520	596	NR	650	429	NR	780	11	NR	910	0	NR
395	3	NR	525	655	NR	655	383	NR	785	9	NR	915	0	NR
400	6	NR	530	701	NR	660	338	NR	790	8	NR	920	0	NR
405	9	NR	535	739	NR	665	298	NR	795	7	NR	925	0	NR
410	16	NR	540	766	NR	670	261	NR	800	6	NR	930	0	NR
415	32	NR	545	791	NR	675	228	NR	805	5	NR	935	0	NR
420	65	NR	550	813	NR	680	200	NR	810	5	NR	940	0	NR
425	131	NR	555	833	NR	685	173	NR	815	4	NR	945	0	NR
430	245	NR	560	852	NR	690	151	NR	820	3	NR	950	0	NR
435	432	NR	565	870	NR	695	130	NR	825	3	NR	955	0	NR
440	622	NR	570	885	NR	700	112	NR	830	3	NR	960	0	NR
445	870	NR	575	900	NR	705	97	NR	835	2	NR	965	0	NR
450	969	NR	580	911	NR	710	83	NR	840	2	NR	970	0	NR
455	544	NR	585	916	NR	715	71	NR	845	2	NR	975	0	NR
460	304	NR	590	912	NR	720	60	NR	850	1	NR	980	0	NR
465	231	NR	595	901	NR	725	51	NR	855	1	NR	985	0	NR
470	142	NR	600	882	NR	730	43	NR	860	1	NR	990	0	NR
475	96	NR	605	855	NR	735	37	NR	865	1	NR	995	0	NR
480	92	NR	610	820	NR	740	32	NR	870	1	NR	1000	0	NR
485	96	NR	615	776	NR	745	29	NR	875	1	NR			

Summary

$R_f = 74.7$
 $R_g = 95.4$
 CIE $R_a = 71.9$
 $R_9 = -23.5$

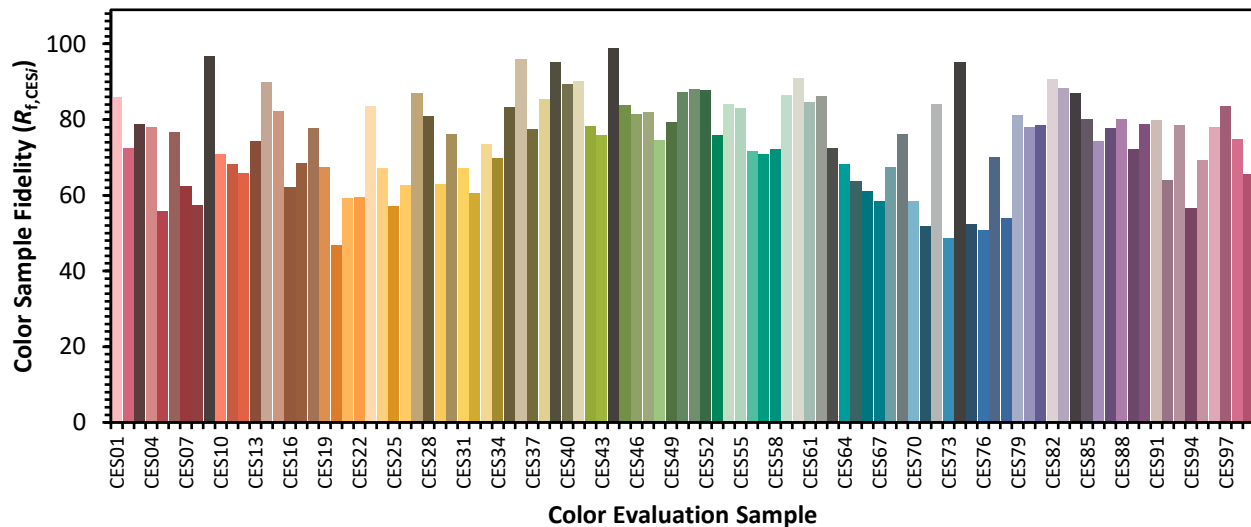


Color Vector Graphics

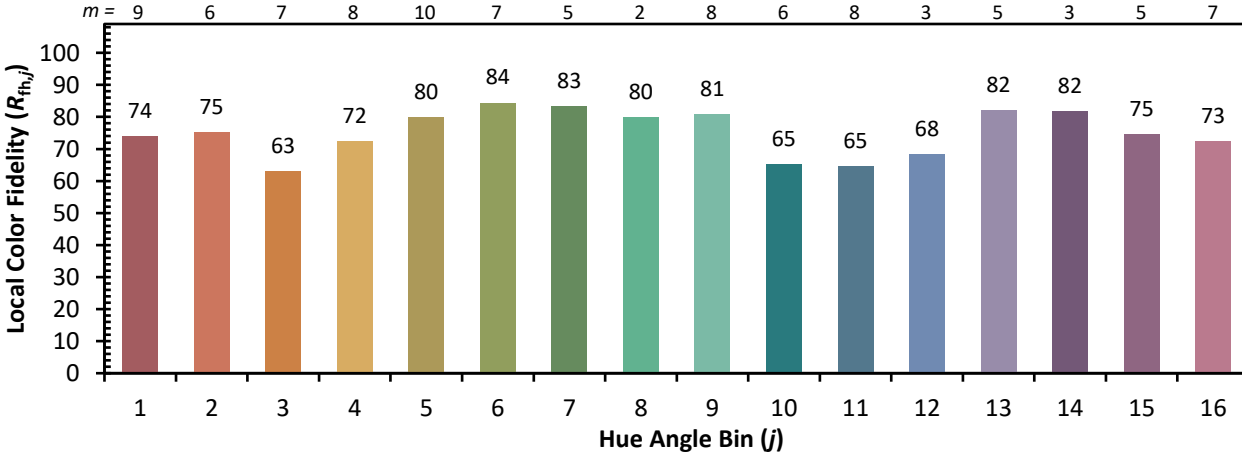


Individual Sample Fidelity Index ($R_{f,i}$)

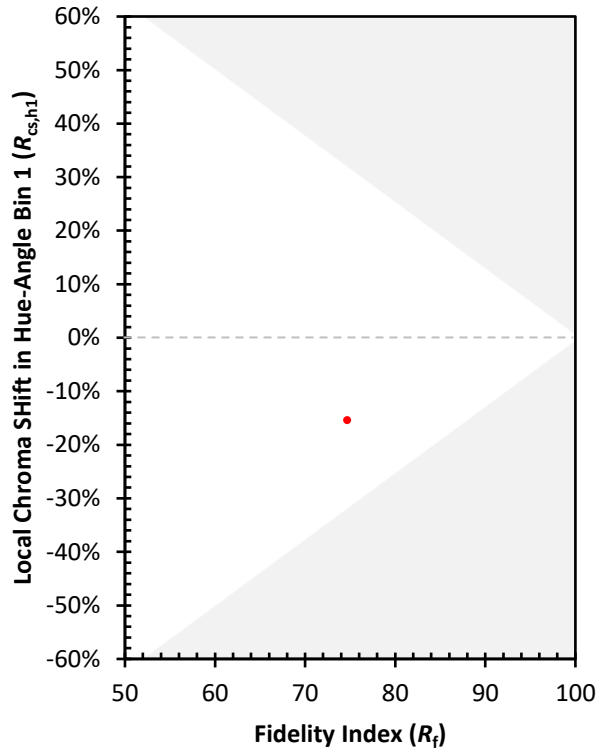
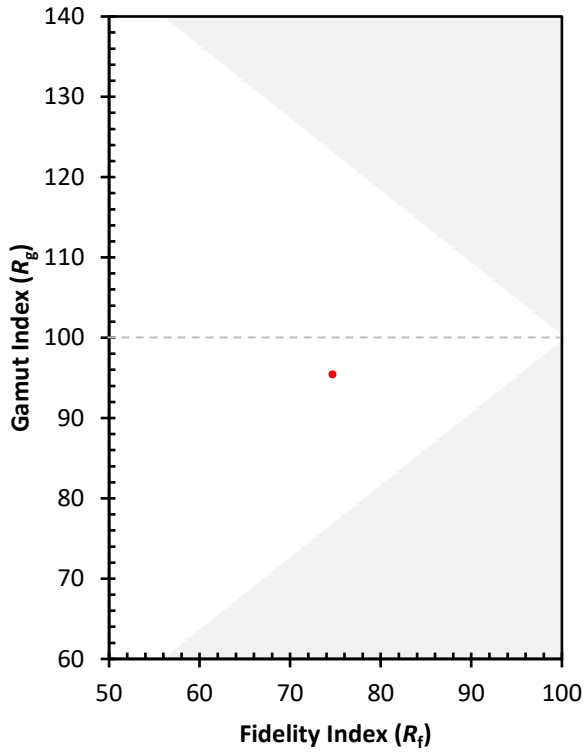
CES01 = 85	CES26 = 63	CES51 = 88	CES76 = 51
CES02 = 61	CES27 = 87	CES52 = 88	CES77 = 70
CES03 = 30	CES28 = 81	CES53 = 76	CES78 = 54
CES04 = 70	CES29 = 63	CES54 = 84	CES79 = 81
CES05 = 47	CES30 = 76	CES55 = 83	CES80 = 78
CES06 = 50	CES31 = 67	CES56 = 72	CES81 = 79
CES07 = 40	CES32 = 61	CES57 = 71	CES82 = 91
CES08 = 39	CES33 = 73	CES58 = 72	CES83 = 88
CES09 = 29	CES34 = 70	CES59 = 86	CES84 = 87
CES10 = 74	CES35 = 83	CES60 = 91	CES85 = 80
CES11 = 57	CES36 = 96	CES61 = 85	CES86 = 74
CES12 = 63	CES37 = 77	CES62 = 86	CES87 = 78
CES13 = 42	CES38 = 85	CES63 = 72	CES88 = 80
CES14 = 74	CES39 = 95	CES64 = 68	CES89 = 72
CES15 = 71	CES40 = 89	CES65 = 64	CES90 = 79
CES16 = 46	CES41 = 90	CES66 = 61	CES91 = 80
CES17 = 49	CES42 = 78	CES67 = 58	CES92 = 64
CES18 = 56	CES43 = 76	CES68 = 67	CES93 = 78
CES19 = 71	CES44 = 99	CES69 = 76	CES94 = 57
CES20 = 65	CES45 = 84	CES70 = 58	CES95 = 69
CES21 = 86	CES46 = 81	CES71 = 52	CES96 = 78
CES22 = 78	CES47 = 82	CES72 = 84	CES97 = 84
CES23 = 92	CES48 = 75	CES73 = 49	CES98 = 75
CES24 = 91	CES49 = 79	CES74 = 95	CES99 = 66
CES25 = 72	CES50 = 87	CES75 = 52	



Color Rendition by Hue-Angle Bin



Measure Comparisons



(END OF REPORT)